

Appendix C

Survey

Steuben County Community Health Needs Assessment 2022

Please complete the Community Health Need Survey below.

What is your zipcode?

What is your sex?

What is your race or origin?

- White
- Black or African American
- Hispanic, Latino, or Spanish origin
- American Indian or Alaska Native
- Asian
- Native Hawaiian or Other Pacific Islander
- Two or more races or origins
- Some other race or origin
- Prefer not to answer

What is your age?

How do the following issues impact the health of your community?

	Very Negative Impact	Some Negative Impact	No Impact	Some Positive Impact	Very Positive Impact
Availability of public transportation	<input type="radio"/>	<input type="radio"/>	<input type="radio"/>	<input type="radio"/>	<input type="radio"/>
Cost of public transportation	<input type="radio"/>	<input type="radio"/>	<input type="radio"/>	<input type="radio"/>	<input type="radio"/>
Substance Use Disorder	<input type="radio"/>	<input type="radio"/>	<input type="radio"/>	<input type="radio"/>	<input type="radio"/>
Availability of Substance Use Disorder treatment	<input type="radio"/>	<input type="radio"/>	<input type="radio"/>	<input type="radio"/>	<input type="radio"/>
Availability of in-patient Substance Use Disorder facilities	<input type="radio"/>	<input type="radio"/>	<input type="radio"/>	<input type="radio"/>	<input type="radio"/>
Cost of Substance Use Disorder services	<input type="radio"/>	<input type="radio"/>	<input type="radio"/>	<input type="radio"/>	<input type="radio"/>
Stigma surrounding Substance Use Disorder	<input type="radio"/>	<input type="radio"/>	<input type="radio"/>	<input type="radio"/>	<input type="radio"/>
Marijuana	<input type="radio"/>	<input type="radio"/>	<input type="radio"/>	<input type="radio"/>	<input type="radio"/>
Mental health	<input type="radio"/>	<input type="radio"/>	<input type="radio"/>	<input type="radio"/>	<input type="radio"/>
Availability of mental health services/treatment	<input type="radio"/>	<input type="radio"/>	<input type="radio"/>	<input type="radio"/>	<input type="radio"/>
Cost of mental health services/treatment	<input type="radio"/>	<input type="radio"/>	<input type="radio"/>	<input type="radio"/>	<input type="radio"/>
Availability of in-patient mental health facilities	<input type="radio"/>	<input type="radio"/>	<input type="radio"/>	<input type="radio"/>	<input type="radio"/>
Vaping/electronic cigarette use	<input type="radio"/>	<input type="radio"/>	<input type="radio"/>	<input type="radio"/>	<input type="radio"/>
Availability of affordable housing	<input type="radio"/>	<input type="radio"/>	<input type="radio"/>	<input type="radio"/>	<input type="radio"/>
Availability of housing for elderly	<input type="radio"/>	<input type="radio"/>	<input type="radio"/>	<input type="radio"/>	<input type="radio"/>
Availability of housing for families	<input type="radio"/>	<input type="radio"/>	<input type="radio"/>	<input type="radio"/>	<input type="radio"/>

Availability of safe, quality housing	<input type="radio"/>	<input type="radio"/>	<input type="radio"/>	<input type="radio"/>	<input type="radio"/>
Availability of services for the elderly	<input type="radio"/>	<input type="radio"/>	<input type="radio"/>	<input type="radio"/>	<input type="radio"/>
Cost of services for the elderly	<input type="radio"/>	<input type="radio"/>	<input type="radio"/>	<input type="radio"/>	<input type="radio"/>
Parenting skills	<input type="radio"/>	<input type="radio"/>	<input type="radio"/>	<input type="radio"/>	<input type="radio"/>
Availability of childcare/daycare	<input type="radio"/>	<input type="radio"/>	<input type="radio"/>	<input type="radio"/>	<input type="radio"/>
Cost of childcare/daycare	<input type="radio"/>	<input type="radio"/>	<input type="radio"/>	<input type="radio"/>	<input type="radio"/>
Availability of preschool	<input type="radio"/>	<input type="radio"/>	<input type="radio"/>	<input type="radio"/>	<input type="radio"/>
Cost of preschool	<input type="radio"/>	<input type="radio"/>	<input type="radio"/>	<input type="radio"/>	<input type="radio"/>
Existing sidewalks	<input type="radio"/>	<input type="radio"/>	<input type="radio"/>	<input type="radio"/>	<input type="radio"/>
Existing trails	<input type="radio"/>	<input type="radio"/>	<input type="radio"/>	<input type="radio"/>	<input type="radio"/>
Activities for young children	<input type="radio"/>	<input type="radio"/>	<input type="radio"/>	<input type="radio"/>	<input type="radio"/>
Activities for teens/young adults	<input type="radio"/>	<input type="radio"/>	<input type="radio"/>	<input type="radio"/>	<input type="radio"/>
Activities for families	<input type="radio"/>	<input type="radio"/>	<input type="radio"/>	<input type="radio"/>	<input type="radio"/>
Activities for adults	<input type="radio"/>	<input type="radio"/>	<input type="radio"/>	<input type="radio"/>	<input type="radio"/>
Activities for senior citizens	<input type="radio"/>	<input type="radio"/>	<input type="radio"/>	<input type="radio"/>	<input type="radio"/>
Job availability	<input type="radio"/>	<input type="radio"/>	<input type="radio"/>	<input type="radio"/>	<input type="radio"/>
Availability of workers	<input type="radio"/>	<input type="radio"/>	<input type="radio"/>	<input type="radio"/>	<input type="radio"/>
Diabetes	<input type="radio"/>	<input type="radio"/>	<input type="radio"/>	<input type="radio"/>	<input type="radio"/>
Availability of Internet connection	<input type="radio"/>	<input type="radio"/>	<input type="radio"/>	<input type="radio"/>	<input type="radio"/>
Cost of Internet connection	<input type="radio"/>	<input type="radio"/>	<input type="radio"/>	<input type="radio"/>	<input type="radio"/>
Healthcare education	<input type="radio"/>	<input type="radio"/>	<input type="radio"/>	<input type="radio"/>	<input type="radio"/>
Health lifestyle education	<input type="radio"/>	<input type="radio"/>	<input type="radio"/>	<input type="radio"/>	<input type="radio"/>
Do you see a need for the following in your community?					
	No need	Some need	No opinion either way	Definite need	Extreme need
Public transportation	<input type="radio"/>	<input type="radio"/>	<input type="radio"/>	<input type="radio"/>	<input type="radio"/>
Improved sidewalks	<input type="radio"/>	<input type="radio"/>	<input type="radio"/>	<input type="radio"/>	<input type="radio"/>
Additional sidewalks	<input type="radio"/>	<input type="radio"/>	<input type="radio"/>	<input type="radio"/>	<input type="radio"/>
Improved trails	<input type="radio"/>	<input type="radio"/>	<input type="radio"/>	<input type="radio"/>	<input type="radio"/>
Additional trails	<input type="radio"/>	<input type="radio"/>	<input type="radio"/>	<input type="radio"/>	<input type="radio"/>
Substance Use Disorder services/treatment	<input type="radio"/>	<input type="radio"/>	<input type="radio"/>	<input type="radio"/>	<input type="radio"/>
Substance Use Disorder prevention & education	<input type="radio"/>	<input type="radio"/>	<input type="radio"/>	<input type="radio"/>	<input type="radio"/>
Tobacco (including vape products) prevention education	<input type="radio"/>	<input type="radio"/>	<input type="radio"/>	<input type="radio"/>	<input type="radio"/>
Help to quit using tobacco (including vape products)	<input type="radio"/>	<input type="radio"/>	<input type="radio"/>	<input type="radio"/>	<input type="radio"/>
In-patient Substance Use Disorder facilities	<input type="radio"/>	<input type="radio"/>	<input type="radio"/>	<input type="radio"/>	<input type="radio"/>
Mental health services/treatment	<input type="radio"/>	<input type="radio"/>	<input type="radio"/>	<input type="radio"/>	<input type="radio"/>
Youth/adolescent mental health services/treatment	<input type="radio"/>	<input type="radio"/>	<input type="radio"/>	<input type="radio"/>	<input type="radio"/>
In-patient mental health facilities	<input type="radio"/>	<input type="radio"/>	<input type="radio"/>	<input type="radio"/>	<input type="radio"/>

Stigma reduction education for Substance Use Disorder	<input type="radio"/>	<input type="radio"/>	<input type="radio"/>	<input type="radio"/>	<input type="radio"/>
Marijuana prevention education	<input type="radio"/>	<input type="radio"/>	<input type="radio"/>	<input type="radio"/>	<input type="radio"/>
Affordable housing	<input type="radio"/>	<input type="radio"/>	<input type="radio"/>	<input type="radio"/>	<input type="radio"/>
Housing for elderly	<input type="radio"/>	<input type="radio"/>	<input type="radio"/>	<input type="radio"/>	<input type="radio"/>
Housing for families	<input type="radio"/>	<input type="radio"/>	<input type="radio"/>	<input type="radio"/>	<input type="radio"/>
Support services for the elderly	<input type="radio"/>	<input type="radio"/>	<input type="radio"/>	<input type="radio"/>	<input type="radio"/>
Parenting classes	<input type="radio"/>	<input type="radio"/>	<input type="radio"/>	<input type="radio"/>	<input type="radio"/>
Additional childcare/daycare services	<input type="radio"/>	<input type="radio"/>	<input type="radio"/>	<input type="radio"/>	<input type="radio"/>
Additional preschool services	<input type="radio"/>	<input type="radio"/>	<input type="radio"/>	<input type="radio"/>	<input type="radio"/>
Activities for young children	<input type="radio"/>	<input type="radio"/>	<input type="radio"/>	<input type="radio"/>	<input type="radio"/>
Activities for teens	<input type="radio"/>	<input type="radio"/>	<input type="radio"/>	<input type="radio"/>	<input type="radio"/>
Activities for families	<input type="radio"/>	<input type="radio"/>	<input type="radio"/>	<input type="radio"/>	<input type="radio"/>
Activities for adults	<input type="radio"/>	<input type="radio"/>	<input type="radio"/>	<input type="radio"/>	<input type="radio"/>
Activities for seniors	<input type="radio"/>	<input type="radio"/>	<input type="radio"/>	<input type="radio"/>	<input type="radio"/>
Diabetes education	<input type="radio"/>	<input type="radio"/>	<input type="radio"/>	<input type="radio"/>	<input type="radio"/>
Dialysis services	<input type="radio"/>	<input type="radio"/>	<input type="radio"/>	<input type="radio"/>	<input type="radio"/>
Healthy lifestyle education	<input type="radio"/>	<input type="radio"/>	<input type="radio"/>	<input type="radio"/>	<input type="radio"/>
Preventative care education	<input type="radio"/>	<input type="radio"/>	<input type="radio"/>	<input type="radio"/>	<input type="radio"/>
Preventative care services	<input type="radio"/>	<input type="radio"/>	<input type="radio"/>	<input type="radio"/>	<input type="radio"/>
Internet access	<input type="radio"/>	<input type="radio"/>	<input type="radio"/>	<input type="radio"/>	<input type="radio"/>
Affordable Internet	<input type="radio"/>	<input type="radio"/>	<input type="radio"/>	<input type="radio"/>	<input type="radio"/>
Jobs training	<input type="radio"/>	<input type="radio"/>	<input type="radio"/>	<input type="radio"/>	<input type="radio"/>
<p>Do you have primary care provider? <input type="radio"/> Yes <input checked="" type="radio"/> No</p>					
<p>Do you travel out of the county for any specialty care? If so, which specialty?" <input type="text"/></p>					
<p>If no, please indicate the barriers to obtaining primary care provider <input type="text"/></p>					
<p>Please share final thoughts about the health of the community. <input type="text"/></p>					
<p>Submit</p>					

Data Exports, Reports, and Stats

Number of results returned: **149**

Total number of records queried: 149

All data (all records and fields)

What is your zipcode? *(what_is_your_zipcode)*

Total Count (N)	Missing*
148	1 (0,7%)

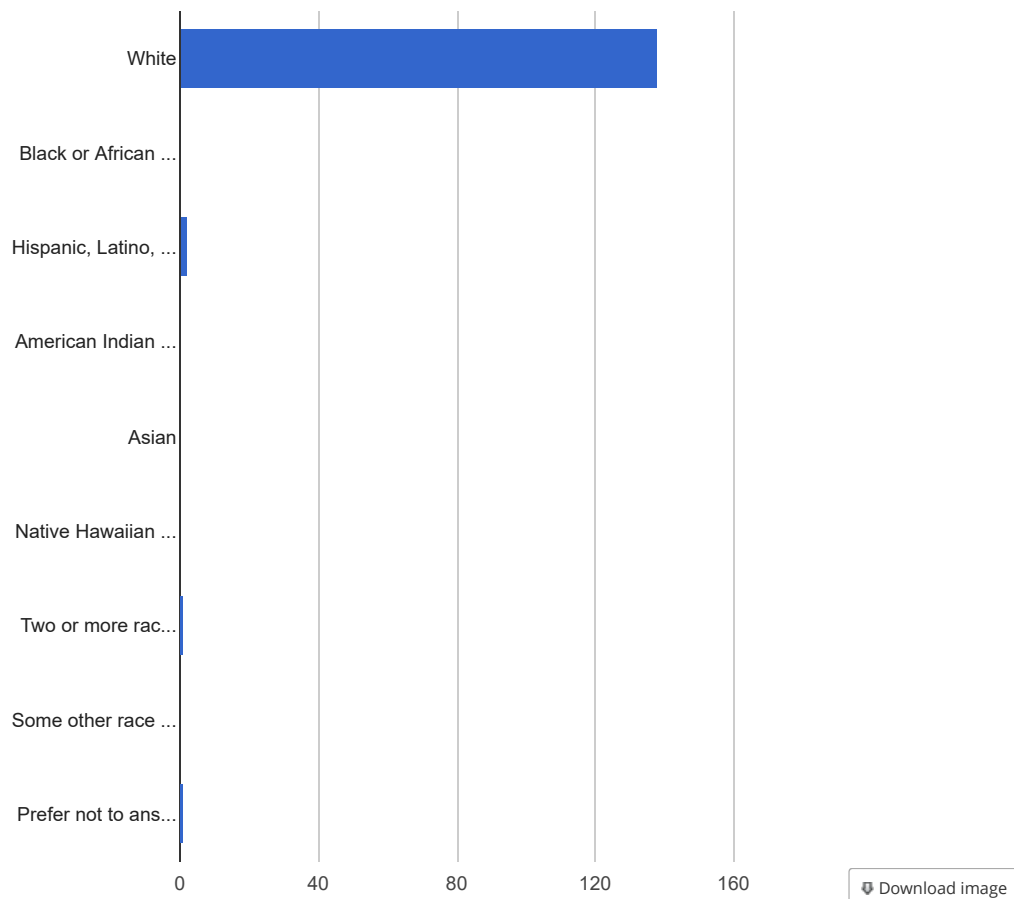
What is your sex? *(what_is_your_sex)*

Total Count (N)	Missing*
147	2 (1,3%)

What is your race or origin? *(what_is_your_race_or_origi)*

Total Count (N)	Missing*	Unique
142	7 (4,7%)	4

Counts/frequency: **White** (138, 97,2%), **Black or African American** (0, 0,0%), **Hispanic, Latino, or Spanish origin** (2, 1,4%), **American Indian or Alaska Native** (0, 0,0%), **Asian** (0, 0,0%), **Native Hawaiian or Other Pacific Islander** (0, 0,0%), **Two or more races or origins** (1, 0,7%), **Some other race or origin** (0, 0,0%), **Prefer not to answer** (1, 0,7%)



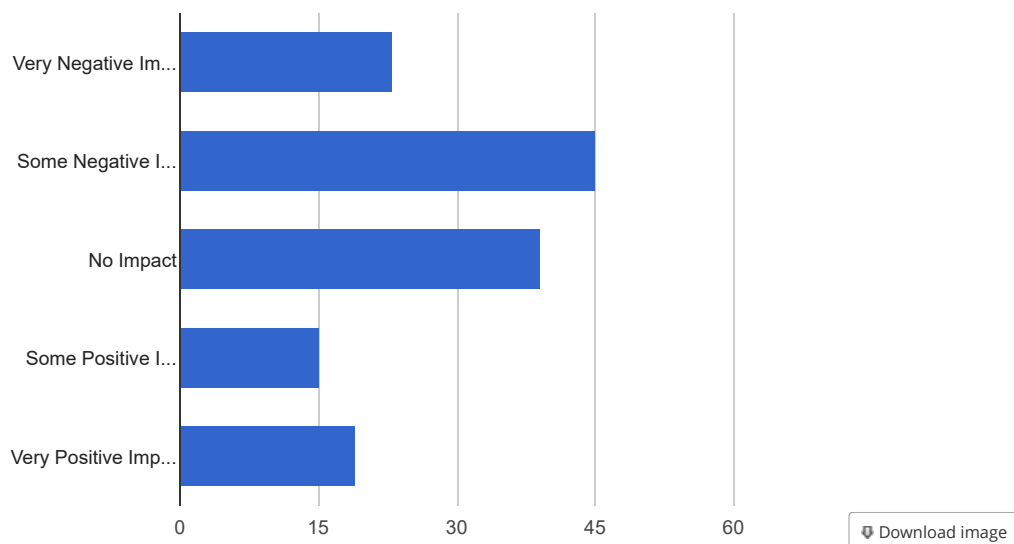
What is your age? *(what_is_your_age)*

Total Count (N)	Missing*
135	14 (9,4%)

Availability of public transportation *(availability_of_public_tra)*

Total Count (N)	Missing*	Unique
141	8 (5,4%)	5

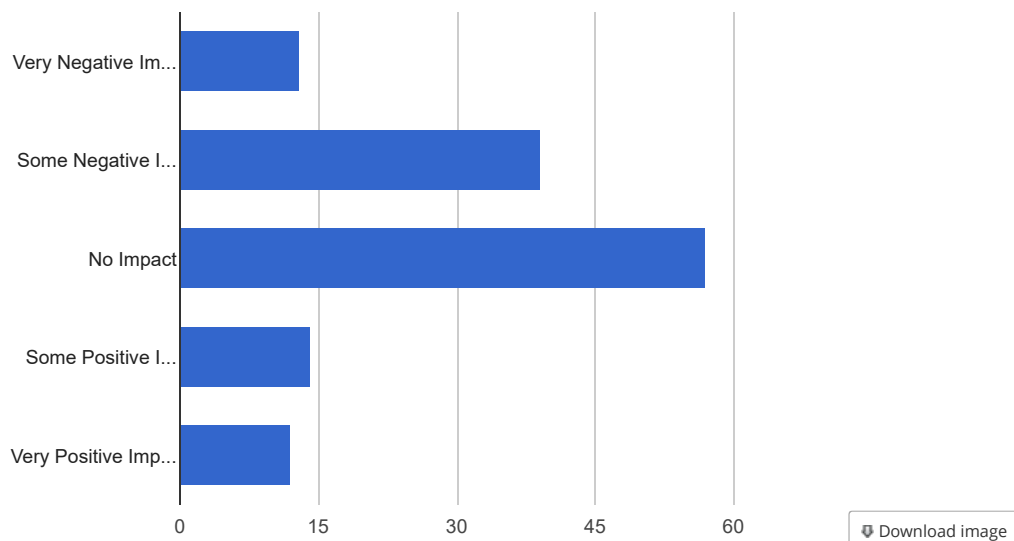
Counts/frequency: Very Negative Impact (23, 16,3%), Some Negative Impact (45, 31,9%), No Impact (39, 27,7%), Some Positive Impact (15, 10,6%), Very Positive Impact (19, 13,5%)



Cost of public transportation *(cost_of_public_transportat)*

Total Count (N)	Missing*	Unique
135	14 (9,4%)	5

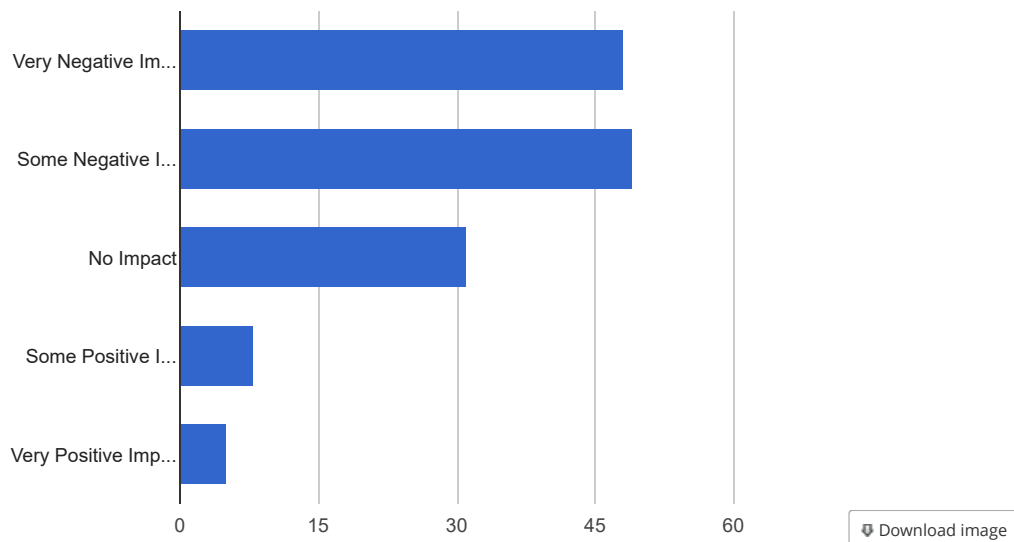
Counts/frequency: Very Negative Impact (13, 9,6%), Some Negative Impact (39, 28,9%), No Impact (57, 42,2%), Some Positive Impact (14, 10,4%), Very Positive Impact (12, 8,9%)



Substance Use Disorder *(substance_use_disorder)*

Total Count (N)	Missing*	Unique
141	8 (5,4%)	5

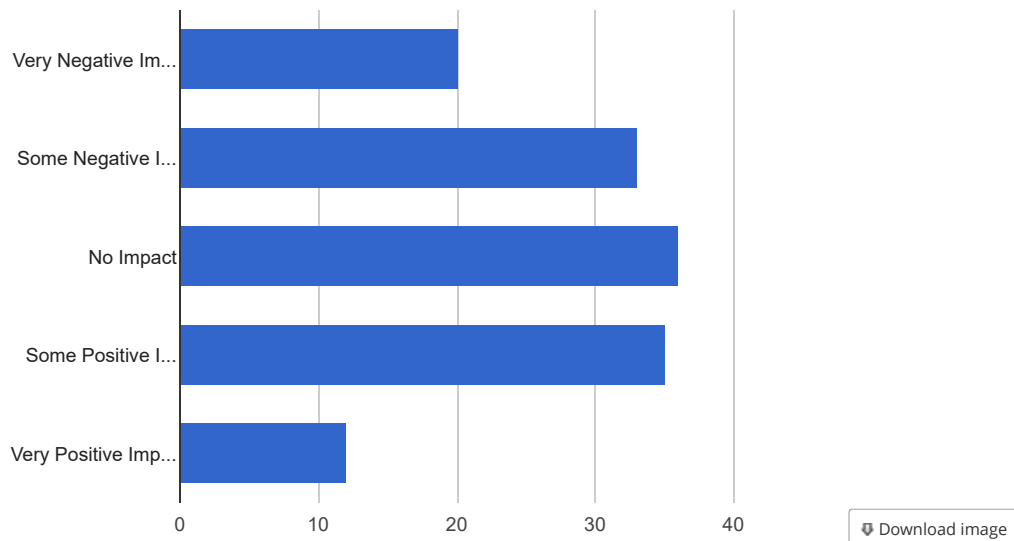
Counts/frequency: Very Negative Impact (48, 34,0%), Some Negative Impact (49, 34,8%), No Impact (31, 22,0%), Some Positive Impact (8, 5,7%), Very Positive Impact (5, 3,5%)



Availability of Substance Use Disorder treatment *(availability_of_substance)*

Total Count (N)	Missing*	Unique
136	13 (8,7%)	5

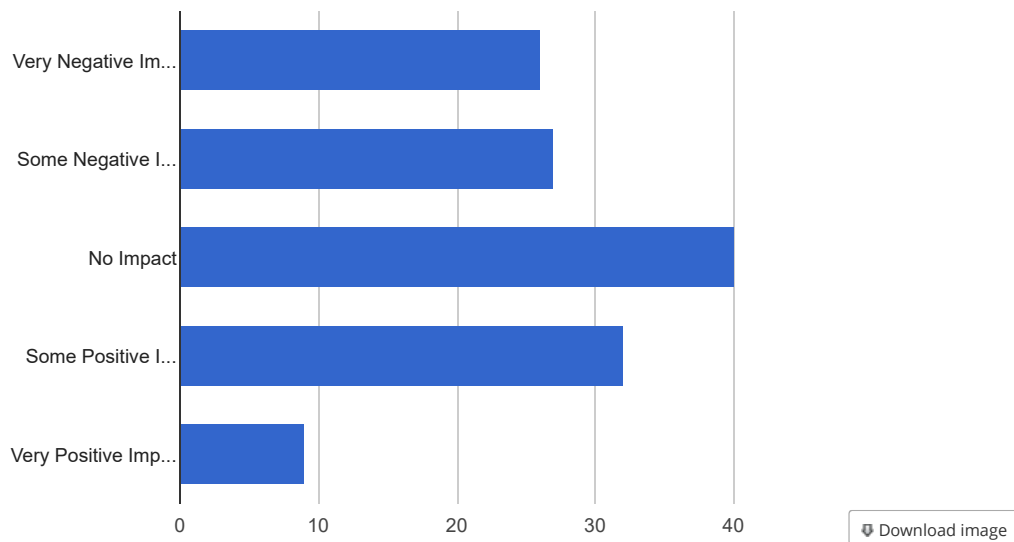
Counts/frequency: Very Negative Impact (20, 14,7%), Some Negative Impact (33, 24,3%), No Impact (36, 26,5%), Some Positive Impact (35, 25,7%), Very Positive Impact (12, 8,8%)



Availability of in-patient Substance Use Disorder facilities *(in_patient)*

Total Count (N)	Missing*	Unique
134	15 (10,1%)	5

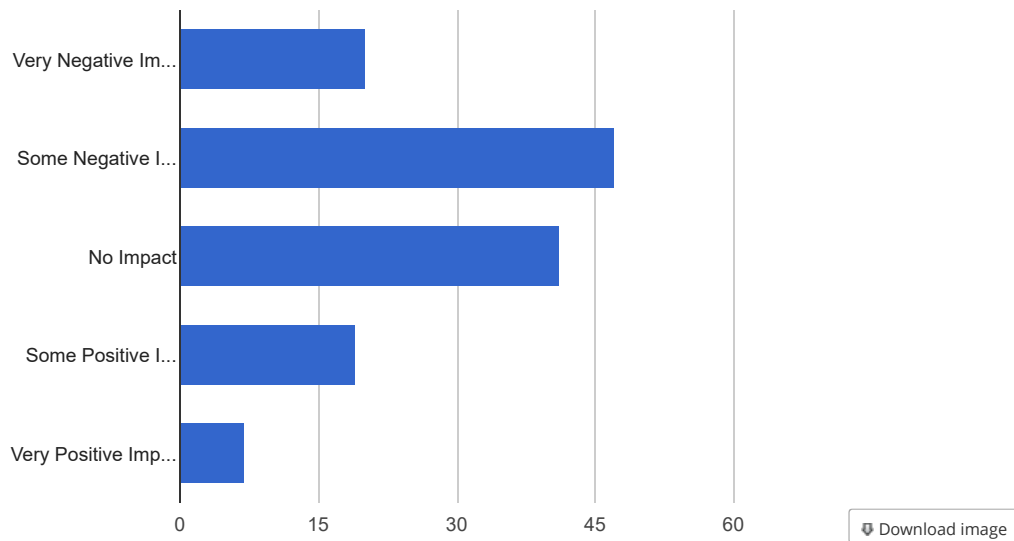
Counts/frequency: Very Negative Impact (26, 19,4%), Some Negative Impact (27, 20,1%), No Impact (40, 29,9%), Some Positive Impact (32, 23,9%), Very Positive Impact (9, 6,7%)



Cost of Substance Use Disorder services *(cost_of_substance_use_diso)*

Total Count (N)	Missing*	Unique
134	15 (10,1%)	5

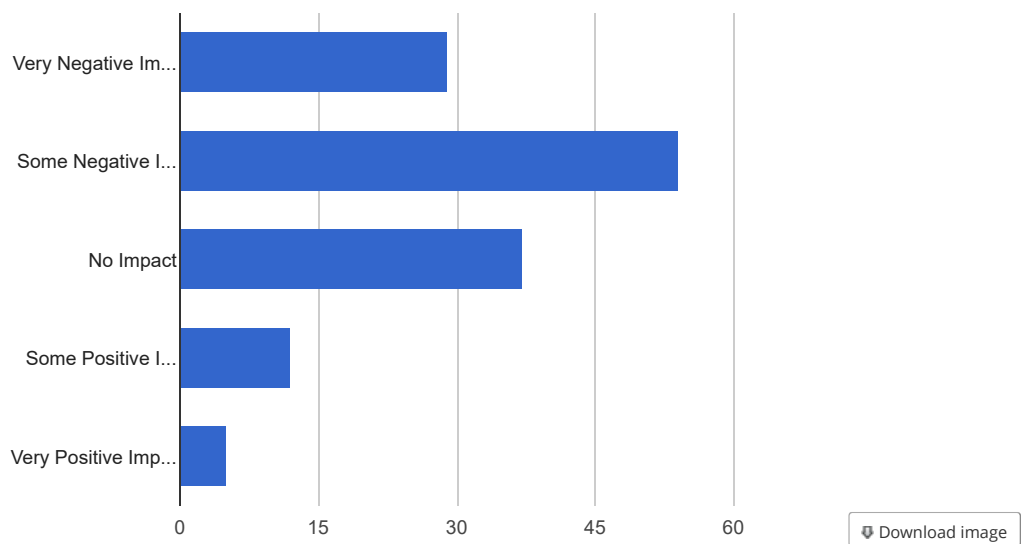
Counts/frequency: Very Negative Impact (20, 14,9%), Some Negative Impact (47, 35,1%), No Impact (41, 30,6%), Some Positive Impact (19, 14,2%), Very Positive Impact (7, 5,2%)



Stigma surrounding Substance Use Disorder *(substance_stigma)*

Total Count (N)	Missing*	Unique
137	12 (8,1%)	5

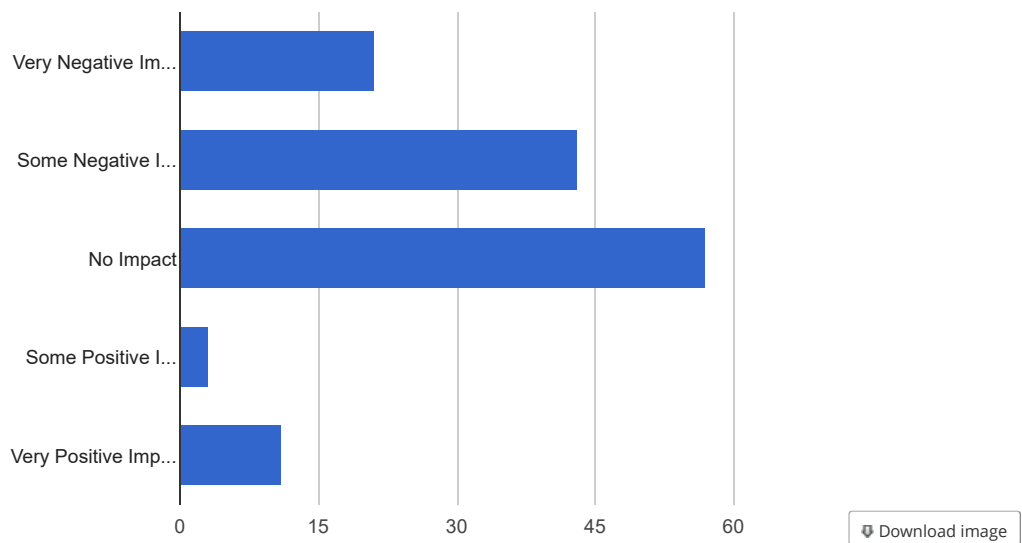
Counts/frequency: Very Negative Impact (29, 21,2%), Some Negative Impact (54, 39,4%), No Impact (37, 27,0%), Some Positive Impact (12, 8,8%), Very Positive Impact (5, 3,6%)



Marijuana (*marijuana*)

Total Count (N)	Missing*	Unique
135	14 (9,4%)	5

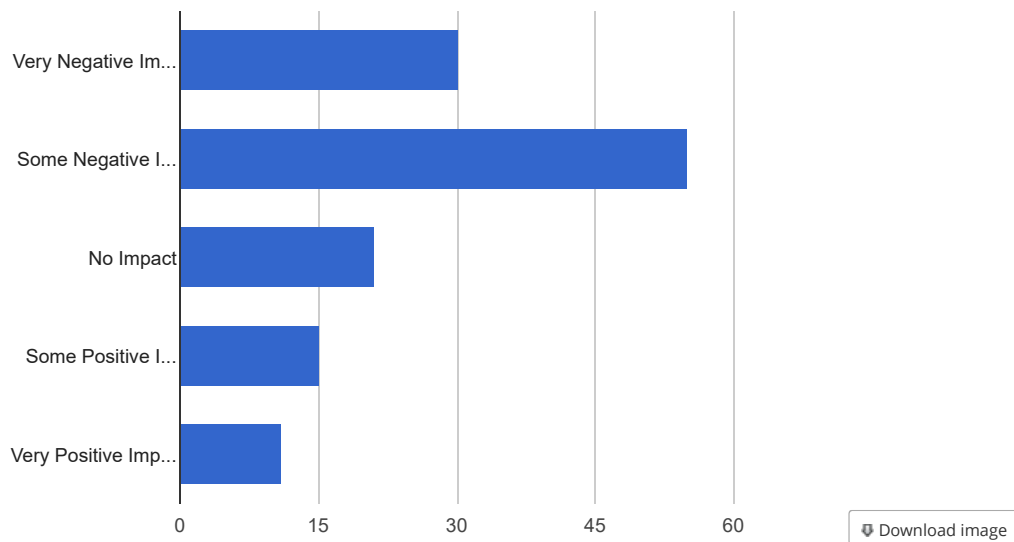
Counts/frequency: Very Negative Impact (21, 15,6%), Some Negative Impact (43, 31,9%), No Impact (57, 42,2%), Some Positive Impact (3, 2,2%), Very Positive Impact (11, 8,1%)



Mental health (*mental_health*)

Total Count (N)	Missing*	Unique
132	17 (11,4%)	5

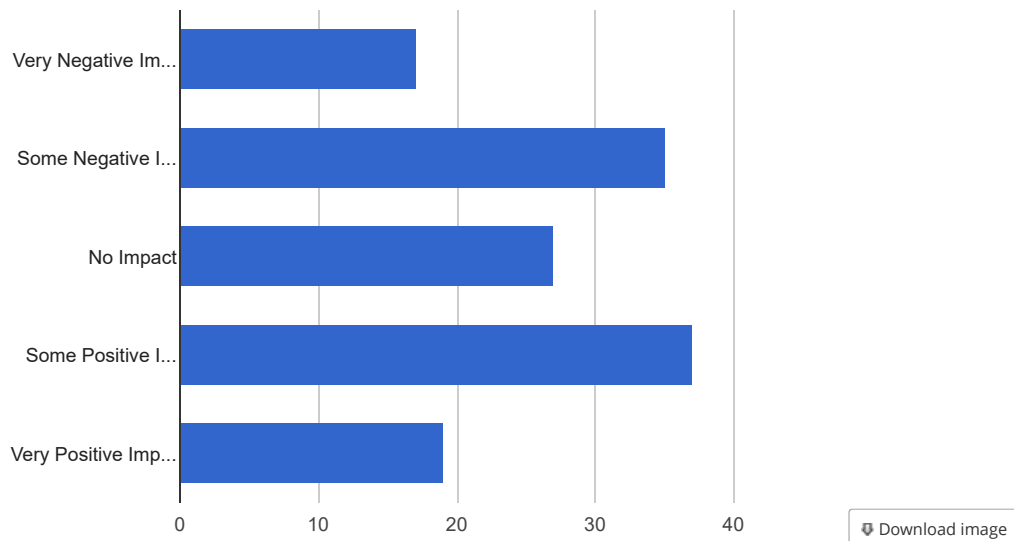
Counts/frequency: Very Negative Impact (30, 22,7%), Some Negative Impact (55, 41,7%), No Impact (21, 15,9%), Some Positive Impact (15, 11,4%), Very Positive Impact (11, 8,3%)



Availability of mental health services/treatment *(availability_of_mental_hea)*

Total Count (N)	Missing*	Unique
135	14 (9,4%)	5

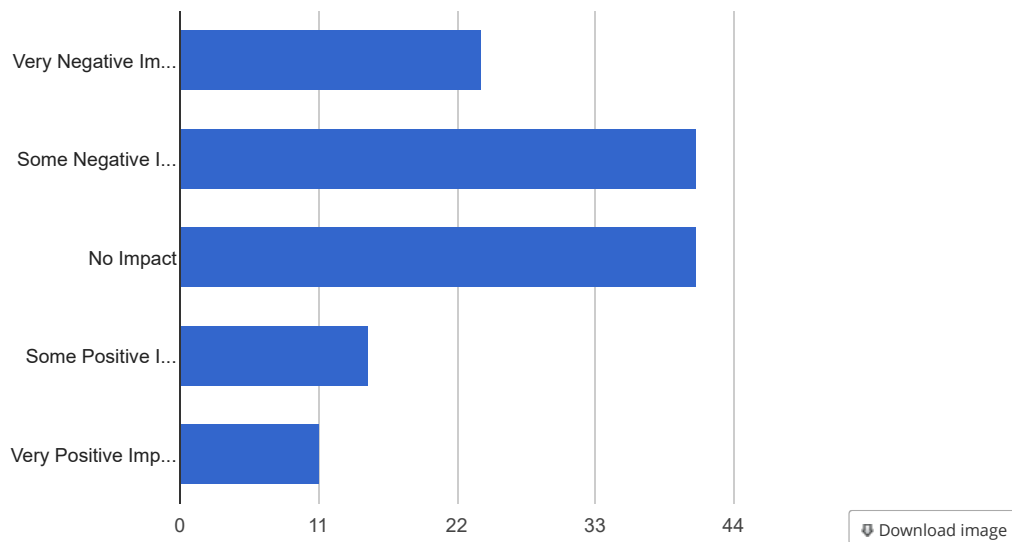
Counts/frequency: Very Negative Impact (17, 12,6%), Some Negative Impact (35, 25,9%), No Impact (27, 20,0%), Some Positive Impact (37, 27,4%), Very Positive Impact (19, 14,1%)



Cost of mental health services/treatment *(cost_of_mental_health_serv)*

Total Count (N)	Missing*	Unique
132	17 (11,4%)	5

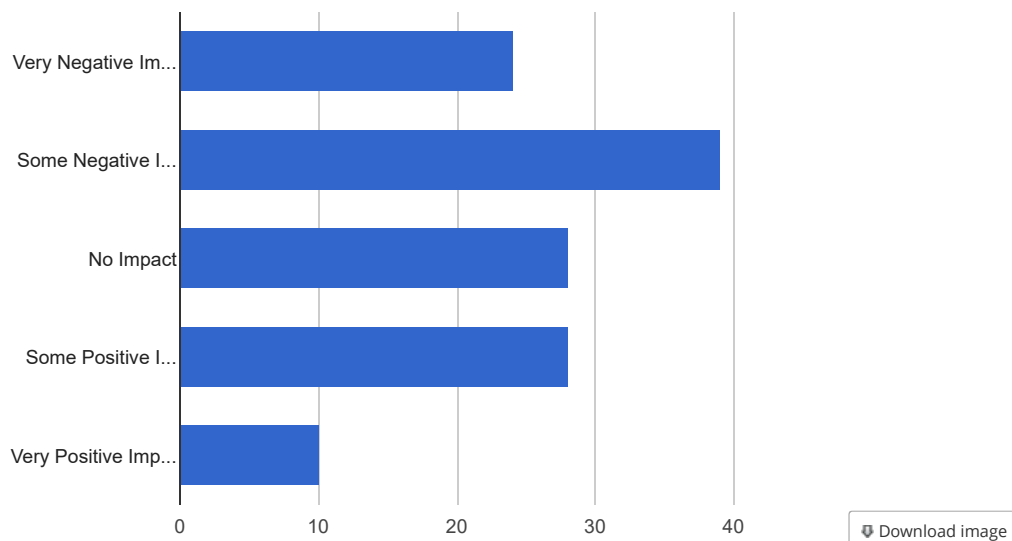
Counts/frequency: Very Negative Impact (24, 18,2%), Some Negative Impact (41, 31,1%), No Impact (41, 31,1%), Some Positive Impact (15, 11,4%), Very Positive Impact (11, 8,3%)



Availability of in-patient mental health facilities *(availability_of_in_patient)*

Total Count (N)	Missing*	Unique
129	20 (13.4%)	5

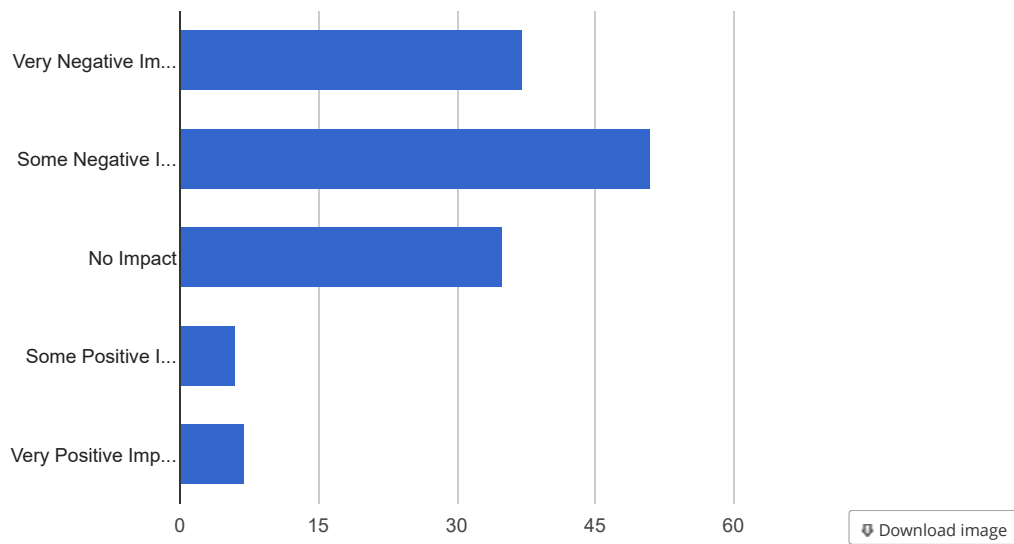
Counts/frequency: Very Negative Impact (24, 18.6%), Some Negative Impact (39, 30.2%), No Impact (28, 21.7%), Some Positive Impact (28, 21.7%), Very Positive Impact (10, 7.8%)



Vaping/electronic cigarette use *(vaping_electronic_cigarett)*

Total Count (N)	Missing*	Unique
136	13 (8.7%)	5

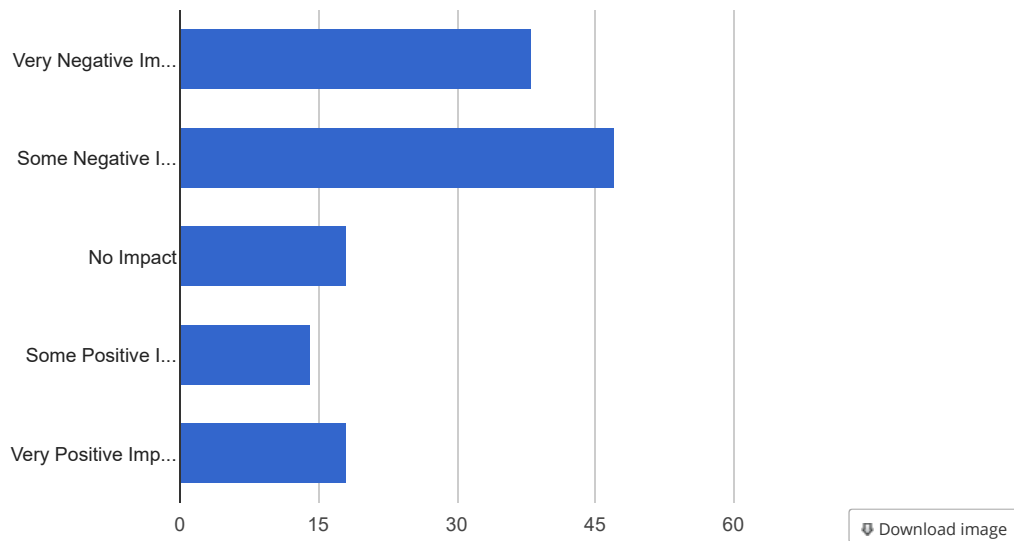
Counts/frequency: Very Negative Impact (37, 27.2%), Some Negative Impact (51, 37.5%), No Impact (35, 25.7%), Some Positive Impact (6, 4.4%), Very Positive Impact (7, 5.1%)



Availability of affordable housing (*housingaffordable*)

Total Count (N)	Missing*	Unique
135	14 (9,4%)	5

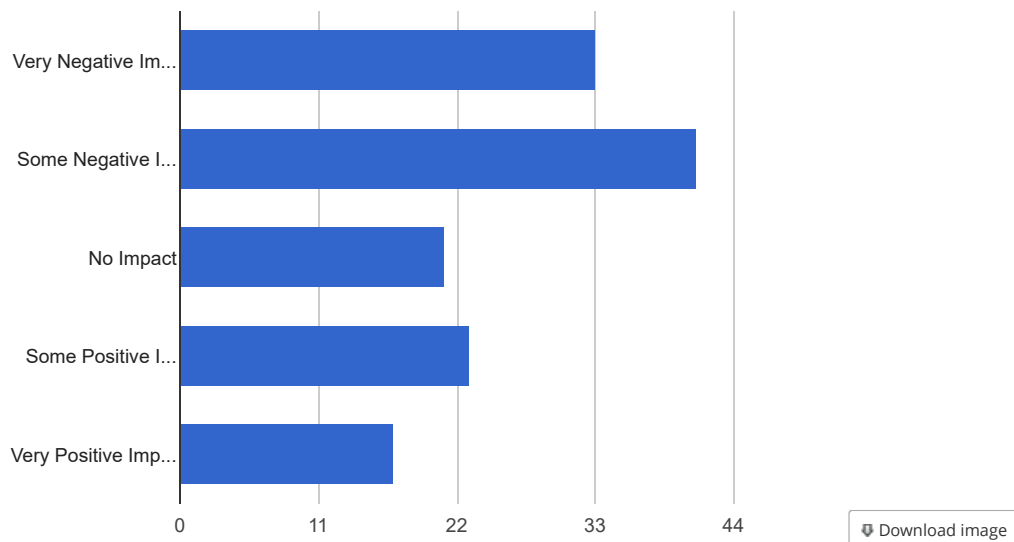
Counts/frequency: Very Negative Impact (38, 28,1%), Some Negative Impact (47, 34,8%), No Impact (18, 13,3%), Some Positive Impact (14, 10,4%), Very Positive Impact (18, 13,3%)



Availability of housing for elderly (*housing*)

Total Count (N)	Missing*	Unique
135	14 (9,4%)	5

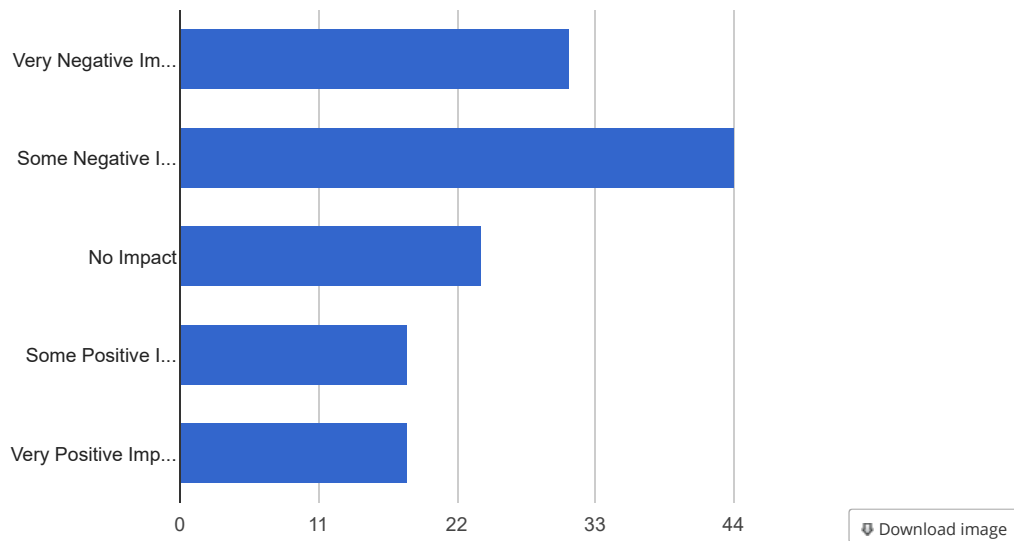
Counts/frequency: Very Negative Impact (33, 24,4%), Some Negative Impact (41, 30,4%), No Impact (21, 15,6%), Some Positive Impact (23, 17,0%), Very Positive Impact (17, 12,6%)



Availability of housing for families *(availability_of_housing_fo)*

Total Count (N)	Missing*	Unique
135	14 (9,4%)	5

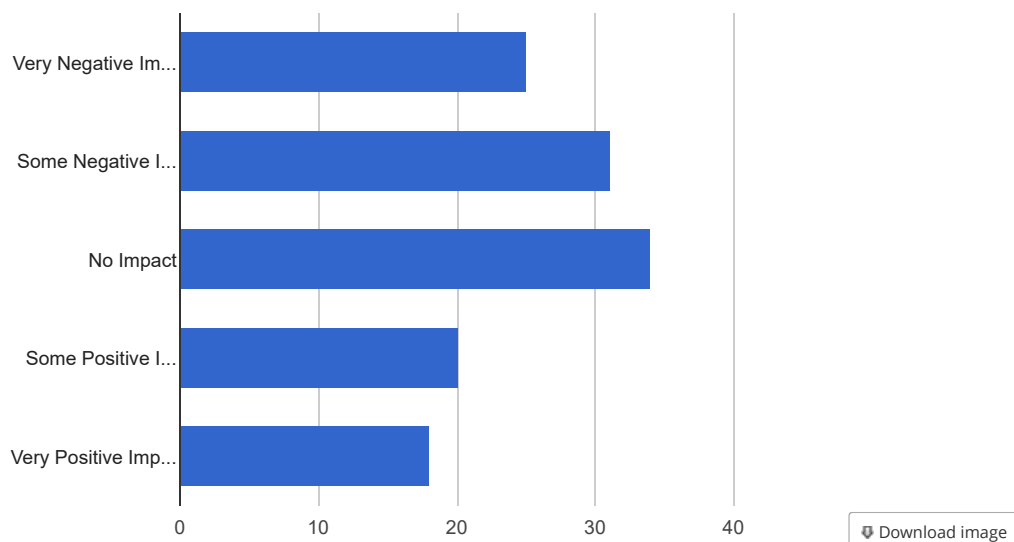
Counts/frequency: Very Negative Impact (31, 23,0%), Some Negative Impact (44, 32,6%), No Impact (24, 17,8%), Some Positive Impact (18, 13,3%), Very Positive Impact (18, 13,3%)



Availability of safe, quality housing *(availability_of_safe_quali)*

Total Count (N)	Missing*	Unique
128	21 (14,1%)	5

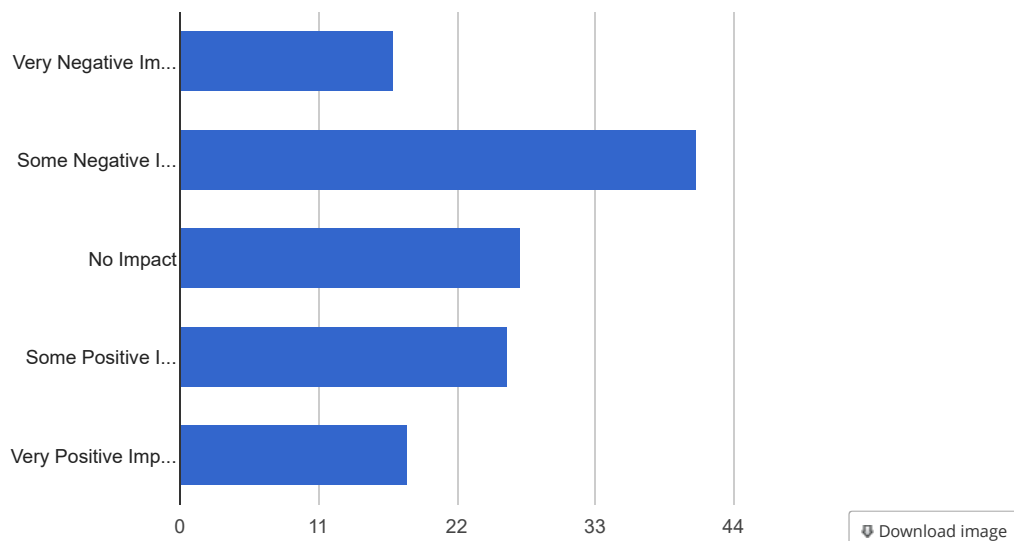
Counts/frequency: Very Negative Impact (25, 19,5%), Some Negative Impact (31, 24,2%), No Impact (34, 26,6%), Some Positive Impact (20, 15,6%), Very Positive Impact (18, 14,1%)



Availability of services for the elderly (*elderly_services*)

Total Count (N)	Missing*	Unique
129	20 (13.4%)	5

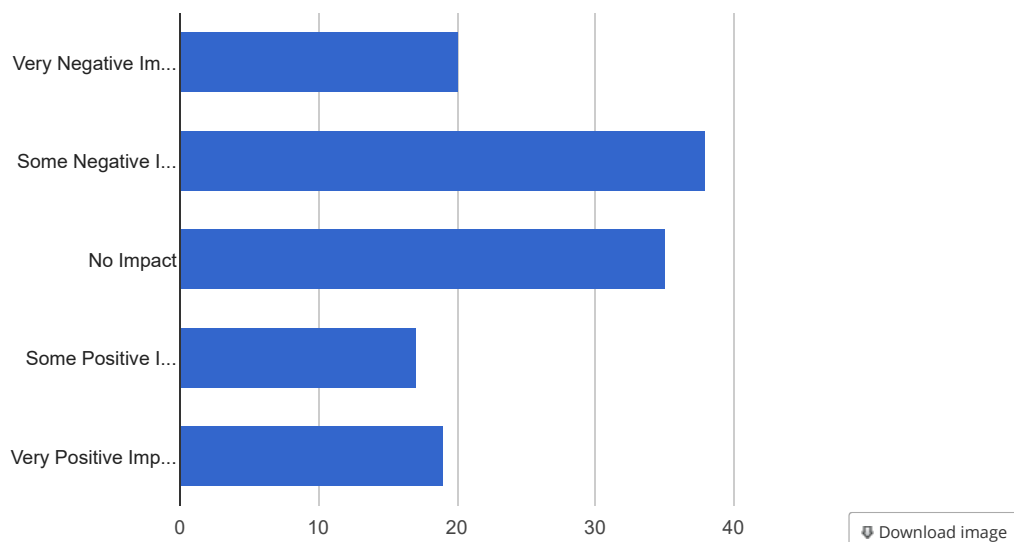
Counts/frequency: Very Negative Impact (17, 13,2%), Some Negative Impact (41, 31,8%), No Impact (27, 20,9%), Some Positive Impact (26, 20,2%), Very Positive Impact (18, 14,0%)



Cost of services for the elderly (*cost_of_services_for_the_e*)

Total Count (N)	Missing*	Unique
129	20 (13.4%)	5

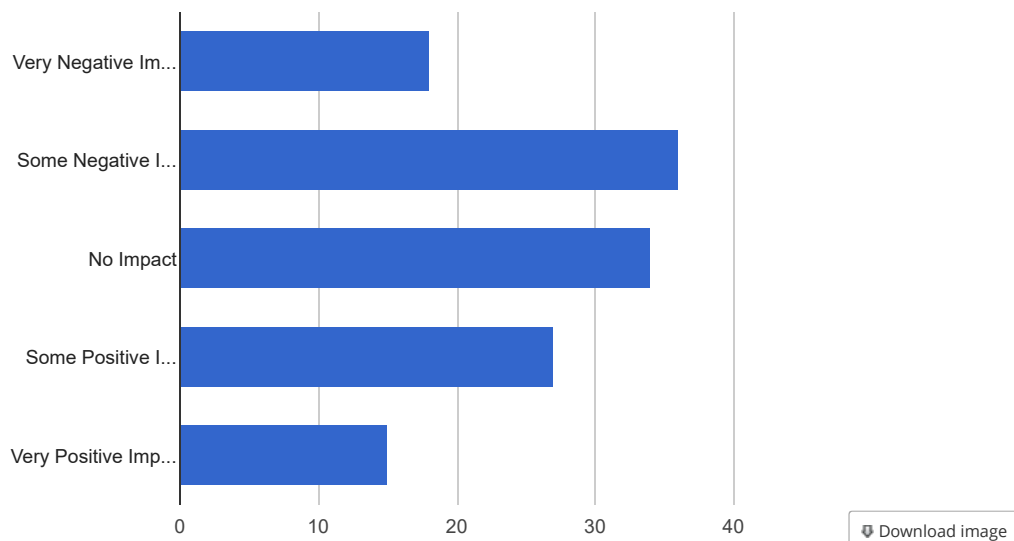
Counts/frequency: Very Negative Impact (20, 15,5%), Some Negative Impact (38, 29,5%), No Impact (35, 27,1%), Some Positive Impact (17, 13,2%), Very Positive Impact (19, 14,7%)



Parenting skills *(parenting)*

Total Count (N)	Missing*	Unique
130	19 (12,8%)	5

Counts/frequency: **Very Negative Impact** (18, 13,8%), **Some Negative Impact** (36, 27,7%), **No Impact** (34, 26,2%), **Some Positive Impact** (27, 20,8%), **Very Positive Impact** (15, 11,5%)



Availability of childcare/daycare *(availability_of_childcare)*

Total Count (N)	Missing*	Unique
128	21 (14,1%)	5

Counts/frequency: **Very Negative Impact** (33, 25,8%), **Some Negative Impact** (30, 23,4%), **No Impact** (28, 21,9%), **Some Positive Impact** (22, 17,2%), **Very Positive Impact** (15, 11,7%)



Cost of childcare/daycare *(daycare)*

Total Count (N)	Missing*	Unique
129	20 (13,4%)	5

Counts/frequency: Very Negative Impact (39, 30,2%), Some Negative Impact (32, 24,8%), No Impact (33, 25,6%), Some Positive Impact (12, 9,3%), Very Positive Impact (13, 10,1%)



Availability of preschool *(availability_of_preschool)*

Total Count (N)	Missing*	Unique
127	22 (14,8%)	5

Counts/frequency: Very Negative Impact (16, 12,6%), Some Negative Impact (31, 24,4%), No Impact (37, 29,1%), Some Positive Impact (28, 22,0%), Very Positive Impact (15, 11,8%)



Cost of preschool *(cost_of_preschool)*

Total Count (N)	Missing*	Unique
129	20 (13,4%)	5

Counts/frequency: Very Negative Impact (19, 14,7%), Some Negative Impact (41, 31,8%), No Impact (34, 26,4%), Some Positive Impact (23, 17,8%), Very Positive Impact (12, 9,3%)



Existing sidewalks *(sidewalks)*

Total Count (N)	Missing*	Unique
131	18 (12,1%)	5

Counts/frequency: Very Negative Impact (9, 6,9%), Some Negative Impact (32, 24,4%), No Impact (38, 29,0%), Some Positive Impact (34, 26,0%), Very Positive Impact (18, 13,7%)



Existing trails *(existing_trails)*

Total Count (N)	Missing*	Unique
133	16 (10,7%)	5

Counts/frequency: Very Negative Impact (3, 2,3%), Some Negative Impact (19, 14,3%), No Impact (31, 23,3%), Some Positive Impact (55, 41,4%), Very Positive Impact (25, 18,8%)



Activities for young children *(activities_for_young_child)*

Total Count (N)	Missing*	Unique
131	18 (12,1%)	5

Counts/frequency: Very Negative Impact (6, 4,6%), Some Negative Impact (22, 16,8%), No Impact (32, 24,4%), Some Positive Impact (50, 38,2%), Very Positive Impact (21, 16,0%)



Activities for teens/young adults *(activities_for_teens_young)*

Total Count (N)	Missing*	Unique
130	19 (12,8%)	5

Counts/frequency: Very Negative Impact (12, 9,2%), Some Negative Impact (26, 20,0%), No Impact (37, 28,5%), Some Positive Impact (40, 30,8%), Very Positive Impact (15, 11,5%)



Activities for families *(family_activites)*

Total Count (N)	Missing*	Unique
129	20 (13,4%)	5

Counts/frequency: Very Negative Impact (9, 7,0%), Some Negative Impact (19, 14,7%), No Impact (34, 26,4%), Some Positive Impact (48, 37,2%), Very Positive Impact (19, 14,7%)



Activities for adults *(activities_for_adults)*

Total Count (N)	Missing*	Unique
128	21 (14,1%)	5

Counts/frequency: Very Negative Impact (8, 6,3%), Some Negative Impact (25, 19,5%), No Impact (31, 24,2%), Some Positive Impact (44, 34,4%), Very Positive Impact (20, 15,6%)



Activities for senior citizens *(activities_for_senior_citi)*

Total Count (N)	Missing*	Unique
128	21 (14,1%)	5

Counts/frequency: Very Negative Impact (7, 5,5%), Some Negative Impact (27, 21,1%), No Impact (30, 23,4%), Some Positive Impact (41, 32,0%), Very Positive Impact (23, 18,0%)



Job availability *(job_availability)*

Total Count (N)	Missing*	Unique
132	17 (11,4%)	5

Counts/frequency: Very Negative Impact (5, 3,8%), Some Negative Impact (19, 14,4%), No Impact (32, 24,2%), Some Positive Impact (41, 31,1%), Very Positive Impact (35, 26,5%)



Availability of workers *(workers_availability)*

Total Count (N)	Missing*	Unique
126	23 (15,4%)	5

Counts/frequency: Very Negative Impact (28, 22,2%), Some Negative Impact (38, 30,2%), No Impact (23, 18,3%), Some Positive Impact (19, 15,1%), Very Positive Impact (18, 14,3%)



Diabetes *(diabetes)*

Total Count (N)	Missing*	Unique
125	24 (16,1%)	5

Counts/frequency: Very Negative Impact (18, 14,4%), Some Negative Impact (34, 27,2%), No Impact (50, 40,0%), Some Positive Impact (9, 7,2%), Very Positive Impact (14, 11,2%)



Availability of Internet connection (availability_of_internet_c)

Total Count (N)	Missing*	Unique
130	19 (12,8%)	5

Counts/frequency: Very Negative Impact (23, 17,7%), Some Negative Impact (32, 24,6%), No Impact (29, 22,3%), Some Positive Impact (25, 19,2%), Very Positive Impact (21, 16,2%)



Cost of Internet connection (internetconnection)

Total Count (N)	Missing*	Unique
133	16 (10,7%)	5

Counts/frequency: Very Negative Impact (27, 20,3%), Some Negative Impact (40, 30,1%), No Impact (28, 21,1%), Some Positive Impact (24, 18,0%), Very Positive Impact (14, 10,5%)



Healthcare education (education_health)

Total Count (N)	Missing*	Unique
126	23 (15,4%)	5

Counts/frequency: Very Negative Impact (7, 5,6%), Some Negative Impact (31, 24,6%), No Impact (40, 31,7%), Some Positive Impact (34, 27,0%), Very Positive Impact (14, 11,1%)



Health lifestyle education (education_lifestyle)

Total Count (N)	Missing*	Unique
124	25 (16,8%)	5

Counts/frequency: Very Negative Impact (7, 5,6%), Some Negative Impact (34, 27,4%), No Impact (40, 32,3%), Some Positive Impact (26, 21,0%), Very Positive Impact (17, 13,7%)



Public transportation *(transportation)*

Total Count (N)	Missing*	Unique
135	14 (9,4%)	5

Counts/frequency: No need (7, 5,2%), Some need (35, 25,9%), No opinion either way (23, 17,0%), Definite need (37, 27,4%), Extreme need (33, 24,4%)



Improved sidewalks *(sidewalks_improved)*

Total Count (N)	Missing*	Unique
135	14 (9,4%)	5

Counts/frequency: No need (4, 3,0%), Some need (32, 23,7%), No opinion either way (39, 28,9%), Definite need (42, 31,1%), Extreme need (18, 13,3%)



Additional sidewalks *(additional_sidewalks)*

Total Count (N)	Missing*	Unique
135	14 (9,4%)	5

Counts/frequency: No need (5, 3,7%), Some need (27, 20,0%), No opinion either way (41, 30,4%), Definite need (41, 30,4%), Extreme need (21, 15,6%)



Improved trails *(improved_trails)*

Total Count (N)	Missing*	Unique
135	14 (9,4%)	5

Counts/frequency: No need (22, 16,3%), Some need (22, 16,3%), No opinion either way (53, 39,3%), Definite need (28, 20,7%), Extreme need (10, 7,4%)



Additional trails *(additional_trails)*

Total Count (N)	Missing*	Unique
136	13 (8,7%)	5

Counts/frequency: No need (18, 13,2%), Some need (21, 15,4%), No opinion either way (54, 39,7%), Definite need (31, 22,8%), Extreme need (12, 8,8%)



Substance Use Disorder services/treatment *(sbstance_use_service)*

Total Count (N)	Missing*	Unique
133	16 (10,7%)	5

Counts/frequency: No need (2, 1,5%), Some need (21, 15,8%), No opinion either way (28, 21,1%), Definite need (58, 43,6%), Extreme need (24, 18,0%)



Substance Use Disorder prevention & education *(substance_use_disorder_pre)*

Total Count (N)	Missing*	Unique
130	19 (12,8%)	5

Counts/frequency: No need (2, 1,5%), Some need (19, 14,6%), No opinion either way (30, 23,1%), Definite need (51, 39,2%), Extreme need (28, 21,5%)



Tobacco (including vape products) prevention education *(tobacco_including_vape_pro)*

Total Count (N)	Missing*	Unique
132	17 (11,4%)	5

Counts/frequency: No need (4, 3,0%), Some need (24, 18,2%), No opinion either way (32, 24,2%), Definite need (44, 33,3%), Extreme need (28, 21,2%)



Help to quit using tobacco (including vape products) *(quit_vape)*

Total Count (N)	Missing*	Unique
132	17 (11,4%)	5

Counts/frequency: No need (4, 3,0%), Some need (22, 16,7%), No opinion either way (33, 25,0%), Definite need (46, 34,8%), Extreme need (27, 20,5%)



In-patient Substance Use Disorder facilities *(substanceuse_facilities)*

Total Count (N)	Missing*	Unique
132	17 (11,4%)	5

Counts/frequency: No need (4, 3,0%), Some need (17, 12,9%), No opinion either way (34, 25,8%), Definite need (45, 34,1%), Extreme need (32, 24,2%)



Mental health services/treatment *(mental_services)*

Total Count (N)	Missing*	Unique
133	16 (10,7%)	5

Counts/frequency: No need (3, 2,3%), Some need (17, 12,8%), No opinion either way (20, 15,0%), Definite need (55, 41,4%), Extreme need (38, 28,6%)



Youth/adolescent mental health services/treatment *(youth_mental_services)*

Total Count (N)	Missing*	Unique
131	18 (12,1%)	5

Counts/frequency: No need (2, 1,5%), Some need (15, 11,5%), No opinion either way (17, 13,0%), Definite need (53, 40,5%), Extreme need (44, 33,6%)



In-patient mental health facilities *(mental_facilities)*

Total Count (N)	Missing*	Unique
131	18 (12,1%)	5

Counts/frequency: No need (3, 2,3%), Some need (14, 10,7%), No opinion either way (27, 20,6%), Definite need (47, 35,9%), Extreme need (40, 30,5%)



Stigma reduction education for Substance Use Disorder *(stigma_reduction_education)*

Total Count (N)	Missing*	Unique
134	15 (10,1%)	5

Counts/frequency: No need (4, 3,0%), Some need (19, 14,2%), No opinion either way (41, 30,6%), Definite need (46, 34,3%), Extreme need (24, 17,9%)



Marijuana prevention education *(marijuana_prevention)*

Total Count (N)	Missing*	Unique
134	15 (10,1%)	5

Counts/frequency: No need (17, 12,7%), Some need (14, 10,4%), No opinion either way (51, 38,1%), Definite need (31, 23,1%), Extreme need (21, 15,7%)



Affordable housing *(affordable)*

Total Count (N)	Missing*	Unique
137	12 (8,1%)	5

Counts/frequency: No need (4, 2,9%), Some need (17, 12,4%), No opinion either way (20, 14,6%), Definite need (45, 32,8%), Extreme need (51, 37,2%)



Housing for elderly *(elderly_housing)*

Total Count (N)	Missing*	Unique
135	14 (9,4%)	5

Counts/frequency: No need (3, 2,2%), Some need (18, 13,3%), No opinion either way (23, 17,0%), Definite need (49, 36,3%), Extreme need (42, 31,1%)



Housing for families *(housing_for_families)*

Total Count (N)	Missing*	Unique
135	14 (9,4%)	5

Counts/frequency: No need (4, 3,0%), Some need (18, 13,3%), No opinion either way (24, 17,8%), Definite need (40, 29,6%), Extreme need (49, 36,3%)



Support services for the elderly *(elderly_facilities)*

Total Count (N)	Missing*	Unique
136	13 (8,7%)	5

Counts/frequency: No need (3, 2,2%), Some need (19, 14,0%), No opinion either way (30, 22,1%), Definite need (49, 36,0%), Extreme need (35, 25,7%)



Parenting classes *(parenting_classes)*

Total Count (N)	Missing*	Unique
135	14 (9,4%)	5

Counts/frequency: No need (2, 1,5%), Some need (22, 16,3%), No opinion either way (39, 28,9%), Definite need (51, 37,8%), Extreme need (21, 15,6%)



Additional childcare/daycare services *(daycareservices)*

Total Count (N)	Missing*	Unique
136	13 (8,7%)	5

Counts/frequency: No need (3, 2,2%), Some need (12, 8,8%), No opinion either way (29, 21,3%), Definite need (49, 36,0%), Extreme need (43, 31,6%)



Additional preschool services *(additional_preschool_servi)*

Total Count (N)	Missing*	Unique
133	16 (10,7%)	5

Counts/frequency: No need (2, 1,5%), Some need (18, 13,5%), No opinion either way (39, 29,3%), Definite need (46, 34,6%), Extreme need (28, 21,1%)



Activities for young children *(children_activities)*

Total Count (N)	Missing*	Unique
136	13 (8,7%)	5

Counts/frequency: No need (3, 2,2%), Some need (20, 14,7%), No opinion either way (37, 27,2%), Definite need (50, 36,8%), Extreme need (26, 19,1%)



Activities for teens *(teen_activities)*

Total Count (N)	Missing*	Unique
135	14 (9,4%)	5

Counts/frequency: No need (2, 1,5%), Some need (22, 16,3%), No opinion either way (30, 22,2%), Definite need (50, 37,0%), Extreme need (31, 23,0%)



Activities for families *(activities_for_families)*

Total Count (N)	Missing*	Unique
132	17 (11,4%)	5

Counts/frequency: No need (2, 1,5%), Some need (27, 20,5%), No opinion either way (31, 23,5%), Definite need (47, 35,6%), Extreme need (25, 18,9%)



Activities for adults *(adult_activities)*

Total Count (N)	Missing*	Unique
133	16 (10,7%)	5

Counts/frequency: No need (3, 2,3%), Some need (25, 18,8%), No opinion either way (41, 30,8%), Definite need (36, 27,1%), Extreme need (28, 21,1%)



Activities for seniors *(activities_for_seniors)*

Total Count (N)	Missing*	Unique
135	14 (9,4%)	5

Counts/frequency: No need (3, 2,2%), Some need (29, 21,5%), No opinion either way (41, 30,4%), Definite need (37, 27,4%), Extreme need (25, 18,5%)



Diabetes education *(diabetes_education)*

Total Count (N)	Missing*	Unique
134	15 (10,1%)	5

Counts/frequency: No need (4, 3,0%), Some need (21, 15,7%), No opinion either way (47, 35,1%), Definite need (41, 30,6%), Extreme need (21, 15,7%)



Dialysis services *(dialysis)*

Total Count (N)	Missing*	Unique
134	15 (10,1%)	5

Counts/frequency: No need (2, 1,5%), Some need (23, 17,2%), No opinion either way (54, 40,3%), Definite need (31, 23,1%), Extreme need (24, 17,9%)



Healthy lifestyle education *(lifestyle_education)*

Total Count (N)	Missing*	Unique
134	15 (10,1%)	5

Counts/frequency: No need (2, 1,5%), Some need (26, 19,4%), No opinion either way (41, 30,6%), Definite need (39, 29,1%), Extreme need (26, 19,4%)



Preventative care education *(prevention_education)*

Total Count (N)	Missing*	Unique
134	15 (10,1%)	5

Counts/frequency: No need (4, 3,0%), Some need (25, 18,7%), No opinion either way (40, 29,9%), Definite need (39, 29,1%), Extreme need (26, 19,4%)



Preventative care services *(preventative_care)*

Total Count (N)	Missing*	Unique
135	14 (9,4%)	5

Counts/frequency: No need (2, 1,5%), Some need (27, 20,0%), No opinion either way (39, 28,9%), Definite need (40, 29,6%), Extreme need (27, 20,0%)



Internet access (internet_access)

Total Count (N)	Missing*	Unique
134	15 (10,1%)	5

Counts/frequency: No need (4, 3,0%), Some need (16, 11,9%), No opinion either way (26, 19,4%), Definite need (43, 32,1%), Extreme need (45, 33,6%)



Affordable Internet (affordable_internet)

Total Count (N)	Missing*	Unique
135	14 (9,4%)	5

Counts/frequency: No need (7, 5,2%), Some need (15, 11,1%), No opinion either way (25, 18,5%), Definite need (43, 31,9%), Extreme need (45, 33,3%)



Jobs training (jobs_training)

Total Count (N)	Missing*	Unique
128	21 (14,1%)	5

Counts/frequency: No need (2, 1,6%), Some need (20, 15,6%), No opinion either way (32, 25,0%), Definite need (44, 34,4%), Extreme need (30, 23,4%)



Do you have primary care provider? (primary_care)

Total Count (N)	Missing*	Unique
141	8 (5,4%)	2

Counts/frequency: Yes (98, 69,5%), No (43, 30,5%)



Do you travel out of the county for any specialty care? If so, which specialty?"

(do_you_travel_out_of_the_c)

Total Count (N)	Missing*
114	35 (23,5%)

If no, please indicate the barriers to obtaining primary care provider *(if_no_please_indicate_the)*

Total Count (N)	Missing*
10	139 (93,3%)

Please share final thoughts about the health of the community. *(please_share_final_thought)*

Total Count (N)	Missing*
51	98 (65,8%)

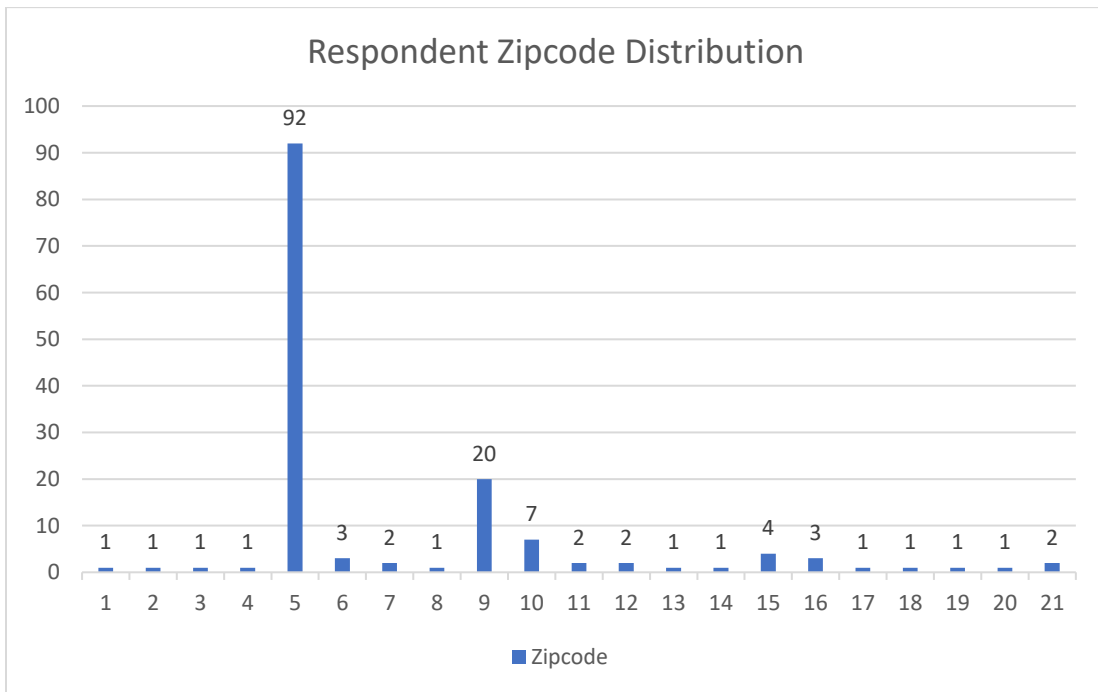
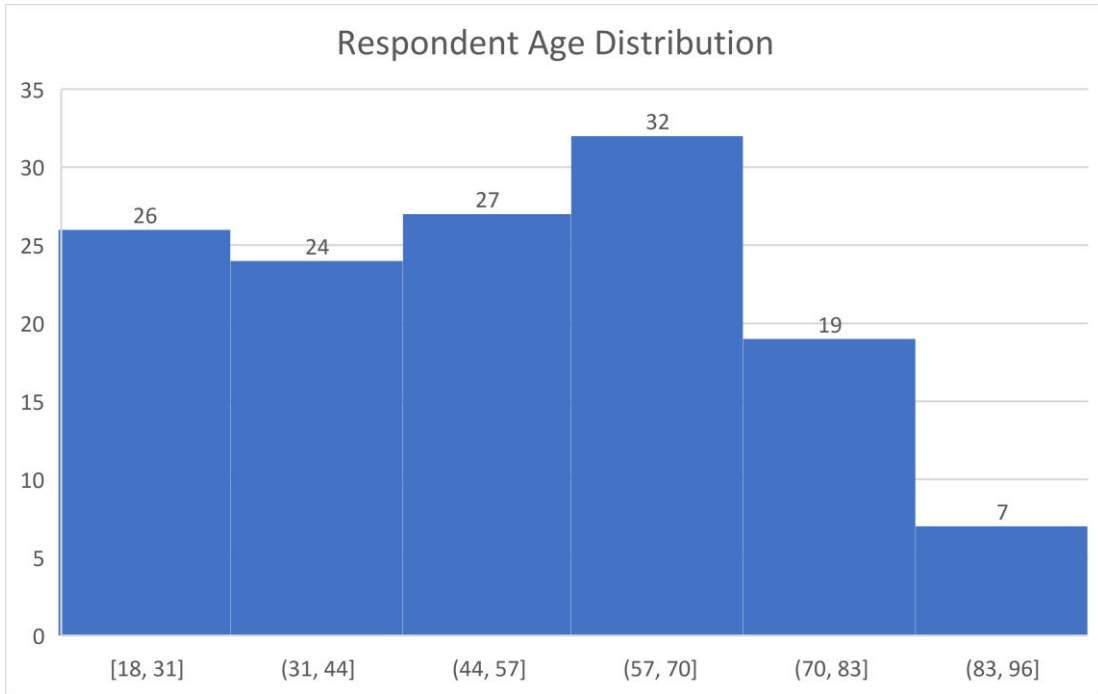
Complete? *(steuben_county_community_health_needs_assessment_2_complete)*

Total Count (N)	Missing*	Unique
149	0 (0,0%)	1

Counts/frequency: Incomplete (0, 0,0%), Unverified (0, 0,0%), Complete (149, 100,0%)



* Note: Values listed as 'Missing' may include records with a Missing Data Code (if Missing Data Codes are defined).



Zip code

1. 45880
2. 34275
3. 46038
4. 46198
5. 46703
6. 46705

7. 46706
8. 46721
9. 46737
10. 46742
11. 46747
12. 46748
13. 46755
14. 46761
15. 46776
16. 46779
17. 46787
18. 46793
19. 46979
20. 49028
21. 49036

Open Comments

we need public transport, affordable housing and childcare desperately.

acceptable

affordable housing and more affordable activities for families.

always room for improvement

as a young adult, i strugglw finding any type of affordable housing. No activities for people my age.

Community focuses primarily on youth & seniors.

Cameron is a great resource for the community

could be better

could use more actinity

def need mental health and substance abuse centers in this area, need lots more preventative and education on most topics from above. affordable housing. activities for kids of all ages are needed in this area.

Definite need for more in-patient/intensive inpatient treatment for substance use and mental health. Also, more programs to assist with cost of treatment and transportation to/from treatment.

Desperately NEED a Kidney Dialysis Center

good availability

good hospital

good shape since covid

great PT dept" Dr. David Watkins"

I appreciate all Cameron Hospital does for the community. They have brought in great providers. It is great to have this in Angola and not have to drive to Fort Wayne. Thank you!

I live in Auburn but I go to Angola for many of my medical needs. My medical stays at Cameron have been good and the staff there was excellent. I prefer Cameron for all of my medical needs even though I am only minutes away from my local hospital. I am able to see my hematologist in Angola. I do have to go to Fort Wayne to see my pulmonologist. The greatest need that I see right now is the need for more preschools and daycares as well as the need for dialysis in the Angola area. Thank you for your time.

improving

Inpatient mental health services are needed. Also, availability of outpatient services outside of 9-4 hours, or decreased impact on work if taking time off for mental health visit during working hours.

Internet in this area is not good in the slightest, and the cost of the internet for bare minimum connection is despicable

lack of providers

lots of good things happening but need as above

Need more healthcare services, inpatient services, and transportation services

need to help senior on a fixed income

needs a transfusion!

needs improvement with cost

Needs in housing, trails and internet needed.

not bad but could be better

Our community desperately needs a kidney dialysis facility. There are many in our community that must travel as far as FW/Auburn/Kville 3 times a week regardless of weather. Many of these folks are elderly. If a dialysis patient must be hospitalized for any reason, they must go to FW as Cameron cannot even provide dialysis on an emergency basis. We are in desperate need...please please consider this.

Overall, the community does an amazing job. More programs directed towards families, teen & children is a need. As someone who is in the nutrition service/education and health coach program.

People are overweight, depressed and frustrated

Positive your diabetic nurse is wonderful. Dr. Berry Miller is professional caring and so is his staff.

Pretty bad could encourage more physical activity and exercise

Room for improvement for all ages, social classes, and level of education.

Sidewalks on both sides of Wayne St to Menards, sidewalks connecting to bike trail from Easton Place subdivision,

Some people are on disability that can work

The addition of bike trails, disc golf and other "free" activities for families will help the community to promote healthier lifestyles, community bonding and happiness overall. I would love to see more healthy eating restaurants such as more vegan options that fit the hours of traditional working folks would be amazing! I want Steuben County to be a place that is full of peace, friendships and growth!

The mental health in the community has such a high need. The lack of services for mental health needs across the board is beyond high. The mental health of everyone has been affected at high rates over the past two years and there is not enough resources to keep up. The pride of not wanting others to know you are struggling is huge too. The more people get help the more normal it will be.

This community definitely needs more senior independent living communities that include independent living and assisted living. We need more public transportation besides STAR. Maybe instead of more fast food places, we could build a pavilion to hold the farmers market so people wouldn't have to walk in the scorching sun and vendors wouldn't have to put up awnings to sell their stuff.

Transportation and mental health are priority needs!

We could definitely use a dialysis center in Angola

We have most things on this list in some quantity. We have no dialysis available in this county at all. Not even in a case of emergency. That is a shame.

We have overweight problem in community

We need a strategy across the board to help our community grow

We need to make the healthy choice an easier choice!